

**DO NOT LOCK THIS IN YOUR SAFE**

**IMPORTANT: PLEASE RETAIN FOR YOUR RECORDS**

**SERIAL NUMBER**

---

**KEY CODE**

---

**PURCHASED AT**

---

**DATE**

---

**Cannon Safe Company  
216 South 2nd Ave.  
Bldg. 932  
San Bernardino, CA 92408  
800-242-1055**

**BE WITH YOUR SAFE WHEN YOU CALL  
[www.cannonsafe.com](http://www.cannonsafe.com)**

**14th Edition**

# INDEX

---

Serial Number Information	page 1
Index	page 2
President's Letter	page 3
Warranty	page 4
Interior Setup	page 6
Door Adjustment	page 7
Using the Mechanical Lock	page 9
S & G Electronic	page 10
LaGard Basic	page 12
LpLocks	page 14
Most Common Questions	page 16
Certificate of Compliance	page 18
Firearms Records	page 19-37
Safe Accessories	page 38
Registration Card	Back cover


*Please complete and mail registration to assure warranty.*

We want to thank you for purchasing one of our safes. These units are made in our factories by craftsmen who have years even decades building beautiful pieces for your home. We know that it will be a wonderful addition to your home and bring security to your valued possessions.

Cannon Safe strives to build the best quality and functional safe on the market. We believe a home security safe is a very permanent investment, and those who choose to secure personal items, family heirlooms, collectables, money, or firearms should have peace of mind, knowing that these items are in a secure environment.

Our Safes are backed by a lifetime warranty at no additional cost to you. We build each safe to strict standards so if the time comes for it to withstand a burglary attack or fire it will be prepared to do it's duty. We are proud to have one of our silent sentinels protecting your valuables. You can be assured that "Nothing Protects Like a Cannon™"

The Cannon Safe Family



## **CANNON LIFETIME WARRANTY**

This Cannon Safe carries a lifetime warranty in Residential Use. It is warranted against defects in workmanship and materials also against damage by attempted break-in or actual break-in, natural flood and fire. Commercial or Industrial applications carry a 1 year warranty against defects in workmanship and materials

In order to obtain service under this Warranty, Purchaser must provide Cannon Safe Inc. with following items 1) proof of purchase 2) police or fire department report 3) Photographs of damaged safe 4) written testimonial. Cannon Safe Inc. may, at its discretion, repair or replace any defective or damaged part or replace the defective or damaged safe. Whenever possible the safe will be repaired locally. If Cannon Safe Inc. is replacing a safe, we will require the old safe to be returned to the factory. This being the case Cannon Safe Inc. will at its expense have the safe opened and will pay for the freight to the factory and returned. The purchaser must have the safe packaged and palletized and available for a curb side pick up at their expense. The Warranty does not cover labor costs for removal or installation of the safe and contents. Personal property in the safe is not covered.

The obligation Cannon Safe Inc. has under this Warranty is contingent upon proper installation and use of the safe, and shall not apply to parts or safes which have been misused, neglected, or put in unusual or extreme environments. Modifying or tampering with the safe, which might affect the product's use, voids the Warranty.

Without limit, this Warranty specifically excludes any liability for defects or damage caused by, or aggravated by, the use of unauthorized parts. Upon delivery, Purchaser must promptly notify Cannon Safe Inc. of any defect. Purchaser's remedies are limited solely to repair, or replacing parts and are at the discretion of Cannon Safe Inc.

Electronic and mechanical locks carry a one year warranty for labor; a lifetime warranty for parts. The warranty does not cover lost or forgotten combinations, improper opening procedure, weak or dead batteries. Paint is warranted for one year based on proper care and environment.

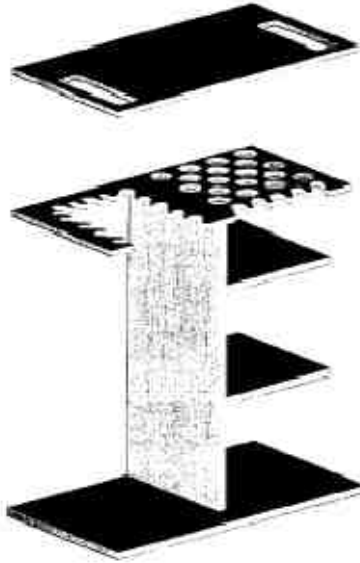
This Warranty only applies to safes located in the continental United States, for residential use, and purchased at an authorized Cannon Safe Dealer. **(Commercial or business use carries only a 1 year warranty.)**

This Warranty is given in place of all other warranties and assurances, whether expressed or implied, including but not limited to matters of quality, fitness for purpose, or merchantability and Cannon Safe Inc. accepts no liability, under any circumstances whatsoever, for any incidental or consequential damage or loss suffered by anyone as a result of using or being unable to use the safe.

# INTERIOR SETUP

---

Interior subject to change based on size and model



1. Install top shelf, or shelves at desired height.
2. The gun rack is already installed.
3. Install side shelves.
4. The cover plate fits directly over half of the gun rack, this allows you to use the rack as a shelf.

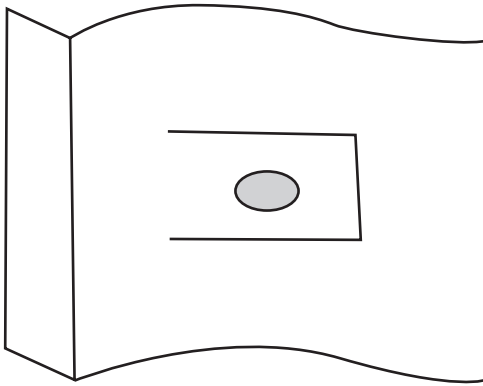
Adjust shelf clips as needed.

Side shelves may be installed on either right or left side.

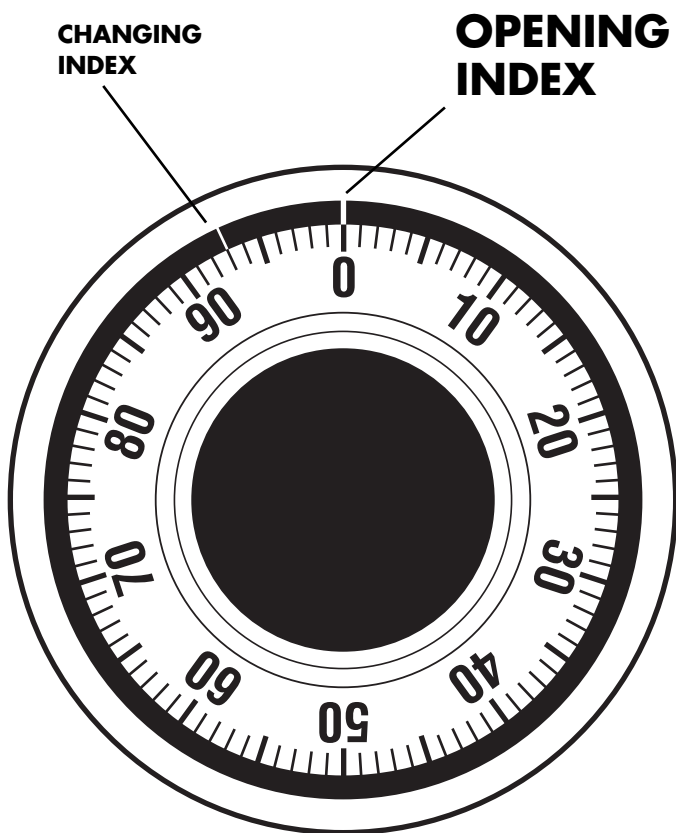
Converting your combo interior to an all-rifle interior requires removal of side shelves and cover plate.

## DOOR ADJUSTMENT

---



On rear of left door jam, in alignment with the second locking bolt down from the top, there is a U shaped cutout with a hole in the center. Using a Phillips screwdriver, insert in the hole, gently bend the tab, in small increments to tighten door.



**\* IGNORE CHANGING INDEX**



# USING THE MECHANICAL LOCK

---

**DO NOT SPIN THE DIAL  
TURN SLOWLY**

**USE OPENING INDEX MARK AT TOP OF RING  
(12:00 POSITION)**

Turning dial left (counter-clockwise) stop on first number the 4th time you come to it.

Turning dial right (clockwise) stop on second number the 3rd time you come to it.

Turning dial to the left stop on third number the 2nd time you come to it.

Turn dial slowly to the right, you should feel resistance around zero and the lock should stop turning at about 88-90.

Turn handle left or counter-clockwise until safe opens.

---

## WARNING

---

**NEVER LUBRICATE THE LOCK OR DIAL  
WITH ANY TYPE OF LUBRICANT.**

---

## THE KEY LOCKING DIAL

---

The dial has a key feature. This will allow the dial to be locked either in the open mode or locked mode.

Locking the dial at 90, after combination has opened the safe, will prevent anyone from shutting the door and locking it.

Once you close the door and turn the combination, you can then lock the dial in the "0" position to prevent anyone from tampering with the lock.

***Never use the key as the sole means of locking the safe. It is not meant as the primary locking feature.***

# INSTRUCTIONS FOR S & G

---

## OPENING THE LOCK

Turn the handle slightly clockwise until handle stops. Do not force!  
Enter six (6) digit code, # and turn handle counter-clockwise to unlock safe.

*Enter the combination & # slowly.*

## WRONG TRY PENALTY

After 4 (four) wrong entries the lock will go into lock out for 15 minutes. Lock can also go into lock out during re-programming if it interprets an incorrect programming sequence. **Do not press any buttons during the lock out period, it will start the 15 minutes again.**

## LOW BATTERY WARNING

The lock will beep twenty (20) consecutive times after the last number of the combination is entered. Only use Duracell Alkaline batteries with a best if used by date 5 years in the future.

## CHANGING BATTERY

- On bottom of face plate, there is a trap door; push up slightly and slide forward. Battery tray will drop straight down.
- Attach new battery, slide into opening, replace trap door by pushing up slightly and sliding back.

## CHANGING YOUR CODE

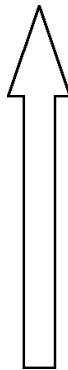
### DOOR SHOULD BE OPEN

### DOOR 'MUST' BE IN LOCKED MODE

- Press 7 4 \* (existing code) # *There will be 5 beeps.*
- Press 1 \*
- Enter new six (6) digit code # *There will be 3 beeps.*
- Re-enter new six (6) digit code # *There will be 3 beeps.*
  
- **Invalid Combination Entry** – see wrong try penalty

***On some safe models there is a detent release on the bottom of the door that must be pushed up to put door into locked mode.***

# Electronic Lock



Battery Trap Door

# INSTRUCTIONS FOR LAGARD

---

## OPENING THE LOCK

Enter six (6) digit code and turn handle counter-clockwise to unlock safe.

## WRONG TRY PENALTY

- Entry of four consecutive invalid codes starts a 5-minute delay period.
- Key pad will be 'dead' during delay period.
- LED flashes red at 10 second intervals.
- At the end of the delay period, two more incorrect codes will restart the delay.

## LOW BATTERY WARNING

- Repeated beeping during opening indicates a low battery and should be replaced immediately.
- Uses one (1) 9-volt Alkaline Battery.

## CHANGING BATTERY { New Style }

- Lift the face plate straight up about 1/4" and away from safe door. Battery is located in back of face plate.
- Being careful not to pull on the wires connected to the battery connector, remove the old battery.
- Attach new 9-Volt Alkaline Battery to connector and replace face on front of door.
- LaGard recommends the use of Energizer or Duracell.

## CHANGING YOUR CODE

### DOOR SHOULD BE OPEN

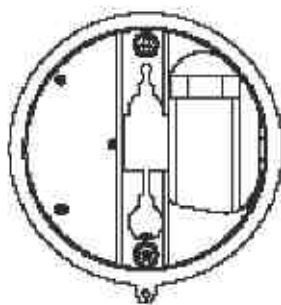
### DOOR 'MUST' BE IN LOCKED MODE

- Enter six (6) zeros.
- Enter existing six (6) digit code.
- Enter NEW six (6) digit code twice.
- **Invalid Combination Entry** – Lock signals three times and old code is still valid.

***On some models there is a detent release on the bottom of door that must be pushed up to put door into locked mode.***



Rear view



# INSTRUCTIONS FOR LPLOCKS

---

## TO OPEN:

The lock operates with a numeric six-digit code or a word with 6 letters. Each key press is confirmed with an audio and light signal. The lock is shipped with **1, 2, 3, 4, 5, 6** as the factory code. After entry of a valid code a double signal follows. An invalid entry is followed by a long signal. After 10 seconds without entry, a started code entry is cancelled.

## LOCKING:

*Close door and turn handle fully to closing position. The lock is secured. Control blocking status by trying to turn handle back.*

## MANIPULATION PROTECTION:

*Entry of four consecutive invalid codes – keypad is blocked for 5 minutes. During this period, the light flashes every 10 seconds and any key press causes a long signal. After expiration, entry of two more invalid codes , restarts the 5 minute blocking period.*

### **Safety reference:**

*All codes are to be securely stored. Do not use personal data (i.e. Birthdays, telephone numbers etc.) as the code. Change the factory code before you start using the safe.*

## CHANGING YOUR CODE DOOR SHOULD BE OPEN DOOR 'MUST' BE IN LOCKED MODE

**Press and hold** Key [0] until double signal. The light remains on during the following actions.

- Enter old code (double signal)
- Enter new code (double signal) and repeat new code (double signal)

*In case of entry errors (long signal), the old code remains valid.*

### TO CHANGE BATTERY:

On bottom of face plate, slide black plastic door from left to right. Replace with 9 volt Energizer or Duracell (**alkaline only**) battery; with a best if used by date 5 (five) years in the future. For example if it is 2009, get a battery dated 2014.



Battery | Access

# FREQUENTLY ASKED QUESTIONS

---

## **Where is the serial number?**

The serial number is located on the right side of the safe, upper front corner.

## **How do I clean my safe?**

You can use any mild cleaner without abrasives (like *Windex*®).

**Do not use any product containing ammonia.**

## **Can I polish my safe?**

On the gloss models you can use any automotive (abrasive free) wax or glaze.

## **Is my safe water tight?**

No! In a flood, water will enter the safe, so place your safe in a dry location.

## **Is my safe airtight?**

No! Some air will get into your safe, but not enough to live on.

**Never leave unattended children near an open safe!**

## **Do I need a dehumidifier?**

A dehumidifier will help to protect the contents of your safe from a humid environment.

## **Is my safe pre-drilled for a dehumidifier?**

The body is drilled three (3) inches from the bottom slightly off midline on the back side. You will have to continue the hole through the fireboard.



## **Do I need to lubricate my safe?**

Lubricate hinge if needed.

**Never lubricate the lock.**

## **Should my safe be level?**

Yes. This can be done with wood shims available at most lumber or hardware stores. If your safe is on carpet you will probably have to shim the front about 3/8 inch to compensate for the tack strip against the wall.

## **Why do I need to bolt my safe down?**

There are two reasons to bolt your safe down. First, under normal circumstances your safe should never tip over, but earthquakes etc. can surprise us. Second, if your safe is located in the garage, it will stop anyone from backing a truck up and driving away with your safe.

## **How do I bolt it down?**

The floor of the safe is pre-drilled. Place the safe in position, level it, drill right through the pre-drilled holes into the floor. Use either 3/8 or 1/2 inch sleeved anchors that will extend into the concrete 2-3 inches. Be sure to use four bolts to properly secure your safe.

## **My combination quit working, what do I do?**

If your dial has been repeatedly spun, the disks in the lock may have shifted. Most of the time if you drop the middle number by one digit the safe will open. This new number will now be your combination.

## **Should I have my lock serviced?**

Most combo locks need to be serviced once every 3-5 years. This should be done by a qualified locksmith. Electronic locks do not need to be serviced.



## *Certificate of Compliance*

The following Cannon Safe, Inc. security products exceed California Department of Justice "Gun Safe Standards" as per Title 11, Division 1, Chapter 12.6, § 977.50;

- Traditional Series, all models.
- Cannon Series, all models.
- American Eagle Series, all models.
- Patriots Series, all models.
- Home & Office Series, all models.

**DO NOT DISCARD THIS CERTIFICATE.  
ATTACH TO YOUR RECEIPT OF PURCHASE.**

**ALL CANNON SAFES ARE  
UL BURGLARY RATED  
TO THE RESIDENTIAL SECURITY  
CONTAINER STANDARD**

**Firearms Record:**

Pistol  Rifle  shotgun  Serial Number \_\_\_\_\_

Make \_\_\_\_\_ Model \_\_\_\_\_

Caliber/Gauge \_\_\_\_\_ Grips/Stock \_\_\_\_\_

Barrel Length \_\_\_\_\_ Overall Length \_\_\_\_\_ Finish \_\_\_\_\_

Scopes & Sights \_\_\_\_\_

Other Features \_\_\_\_\_

Repairs/Mods/Accessories \_\_\_\_\_

**Record of Purchase:**

Purchase Date \_\_\_\_\_ Cost \_\_\_\_\_ Condition \_\_\_\_\_

Estimated Current Value \_\_\_\_\_

**Record of Sale:**

Date Sold \_\_\_\_\_ Price \_\_\_\_\_ Sold To: \_\_\_\_\_

Registration Information: \_\_\_\_\_

\_\_\_\_\_  
DROS # \_\_\_\_\_

**Firearms Record:**

Pistol  Rifle  shotgun  Serial Number \_\_\_\_\_

Make \_\_\_\_\_ Model \_\_\_\_\_

Caliber/Gauge \_\_\_\_\_ Grips/Stock \_\_\_\_\_

Barrel Length \_\_\_\_\_ Overall Length \_\_\_\_\_ Finish \_\_\_\_\_

Scopes & Sights \_\_\_\_\_

Other Features \_\_\_\_\_

Repairs/Mods/Accessories \_\_\_\_\_

**Record of Purchase:**

Purchase Date \_\_\_\_\_ Cost \_\_\_\_\_ Condition \_\_\_\_\_

Estimated Current Value \_\_\_\_\_

**Record of Sale:**

Date Sold \_\_\_\_\_ Price \_\_\_\_\_ Sold To: \_\_\_\_\_

Registration Information: \_\_\_\_\_

\_\_\_\_\_  
DROS # \_\_\_\_\_

**Firearms Record:**

Pistol  Rifle  shotgun  Serial Number \_\_\_\_\_

Make \_\_\_\_\_ Model \_\_\_\_\_

Caliber/Gauge \_\_\_\_\_ Grips/Stock \_\_\_\_\_

Barrel Length \_\_\_\_\_ Overall Length \_\_\_\_\_ Finish \_\_\_\_\_

Scopes & Sights \_\_\_\_\_

Other Features \_\_\_\_\_

Repairs/Mods/Accessories \_\_\_\_\_

**Record of Purchase:**

Purchase Date \_\_\_\_\_ Cost \_\_\_\_\_ Condition \_\_\_\_\_

Estimated Current Value \_\_\_\_\_

**Record of Sale:**

Date Sold \_\_\_\_\_ Price \_\_\_\_\_ Sold To: \_\_\_\_\_

Registration Information: \_\_\_\_\_

\_\_\_\_\_  
DROS # \_\_\_\_\_

**Firearms Record:**

Pistol  Rifle  shotgun  Serial Number \_\_\_\_\_

Make \_\_\_\_\_ Model \_\_\_\_\_

Caliber/Gauge \_\_\_\_\_ Grips/Stock \_\_\_\_\_

Barrel Length \_\_\_\_\_ Overall Length \_\_\_\_\_ Finish \_\_\_\_\_

Scopes & Sights \_\_\_\_\_

Other Features \_\_\_\_\_

Repairs/Mods/Accessories \_\_\_\_\_

**Record of Purchase:**

Purchase Date \_\_\_\_\_ Cost \_\_\_\_\_ Condition \_\_\_\_\_

Estimated Current Value \_\_\_\_\_

**Record of Sale:**

Date Sold \_\_\_\_\_ Price \_\_\_\_\_ Sold To: \_\_\_\_\_

Registration Information: \_\_\_\_\_

\_\_\_\_\_  
DROS # \_\_\_\_\_

**Firearms Record:**

Pistol  Rifle  shotgun  Serial Number \_\_\_\_\_

Make \_\_\_\_\_ Model \_\_\_\_\_

Caliber/Gauge \_\_\_\_\_ Grips/Stock \_\_\_\_\_

Barrel Length \_\_\_\_\_ Overall Length \_\_\_\_\_ Finish \_\_\_\_\_

Scopes & Sights \_\_\_\_\_

Other Features \_\_\_\_\_

Repairs/Mods/Accessories \_\_\_\_\_

**Record of Purchase:**

Purchase Date \_\_\_\_\_ Cost \_\_\_\_\_ Condition \_\_\_\_\_

Estimated Current Value \_\_\_\_\_

**Record of Sale:**

Date Sold \_\_\_\_\_ Price \_\_\_\_\_ Sold To: \_\_\_\_\_

Registration Information: \_\_\_\_\_

\_\_\_\_\_  
DROS # \_\_\_\_\_

**Firearms Record:**

Pistol  Rifle  shotgun  Serial Number \_\_\_\_\_

Make \_\_\_\_\_ Model \_\_\_\_\_

Caliber/Gauge \_\_\_\_\_ Grips/Stock \_\_\_\_\_

Barrel Length \_\_\_\_\_ Overall Length \_\_\_\_\_ Finish \_\_\_\_\_

Scopes & Sights \_\_\_\_\_

Other Features \_\_\_\_\_

Repairs/Mods/Accessories \_\_\_\_\_

**Record of Purchase:**

Purchase Date \_\_\_\_\_ Cost \_\_\_\_\_ Condition \_\_\_\_\_

Estimated Current Value \_\_\_\_\_

**Record of Sale:**

Date Sold \_\_\_\_\_ Price \_\_\_\_\_ Sold To: \_\_\_\_\_

Registration Information: \_\_\_\_\_

\_\_\_\_\_  
DROS # \_\_\_\_\_

**Firearms Record:**

Pistol  Rifle  shotgun  Serial Number \_\_\_\_\_

Make \_\_\_\_\_ Model \_\_\_\_\_

Caliber/Gauge \_\_\_\_\_ Grips/Stock \_\_\_\_\_

Barrel Length \_\_\_\_\_ Overall Length \_\_\_\_\_ Finish \_\_\_\_\_

Scopes & Sights \_\_\_\_\_

Other Features \_\_\_\_\_

Repairs/Mods/Accessories \_\_\_\_\_

**Record of Purchase:**

Purchase Date \_\_\_\_\_ Cost \_\_\_\_\_ Condition \_\_\_\_\_

Estimated Current Value \_\_\_\_\_

**Record of Sale:**

Date Sold \_\_\_\_\_ Price \_\_\_\_\_ Sold To: \_\_\_\_\_

Registration Information: \_\_\_\_\_

\_\_\_\_\_  
DROS # \_\_\_\_\_

**Firearms Record:**

Pistol  Rifle  shotgun  Serial Number \_\_\_\_\_

Make \_\_\_\_\_ Model \_\_\_\_\_

Caliber/Gauge \_\_\_\_\_ Grips/Stock \_\_\_\_\_

Barrel Length \_\_\_\_\_ Overall Length \_\_\_\_\_ Finish \_\_\_\_\_

Scopes & Sights \_\_\_\_\_

Other Features \_\_\_\_\_

Repairs/Mods/Accessories \_\_\_\_\_

**Record of Purchase:**

Purchase Date \_\_\_\_\_ Cost \_\_\_\_\_ Condition \_\_\_\_\_

Estimated Current Value \_\_\_\_\_

**Record of Sale:**

Date Sold \_\_\_\_\_ Price \_\_\_\_\_ Sold To: \_\_\_\_\_

Registration Information: \_\_\_\_\_

\_\_\_\_\_  
DROS # \_\_\_\_\_

**Firearms Record:**

Pistol  Rifle  shotgun  Serial Number \_\_\_\_\_

Make \_\_\_\_\_ Model \_\_\_\_\_

Caliber/Gauge \_\_\_\_\_ Grips/Stock \_\_\_\_\_

Barrel Length \_\_\_\_\_ Overall Length \_\_\_\_\_ Finish \_\_\_\_\_

Scopes & Sights \_\_\_\_\_

Other Features \_\_\_\_\_

Repairs/Mods/Accessories \_\_\_\_\_

**Record of Purchase:**

Purchase Date \_\_\_\_\_ Cost \_\_\_\_\_ Condition \_\_\_\_\_

Estimated Current Value \_\_\_\_\_

**Record of Sale:**

Date Sold \_\_\_\_\_ Price \_\_\_\_\_ Sold To: \_\_\_\_\_

Registration Information: \_\_\_\_\_

\_\_\_\_\_  
DROS # \_\_\_\_\_

**Firearms Record:**

Pistol  Rifle  shotgun  Serial Number \_\_\_\_\_

Make \_\_\_\_\_ Model \_\_\_\_\_

Caliber/Gauge \_\_\_\_\_ Grips/Stock \_\_\_\_\_

Barrel Length \_\_\_\_\_ Overall Length \_\_\_\_\_ Finish \_\_\_\_\_

Scopes & Sights \_\_\_\_\_

Other Features \_\_\_\_\_

Repairs/Mods/Accessories \_\_\_\_\_

**Record of Purchase:**

Purchase Date \_\_\_\_\_ Cost \_\_\_\_\_ Condition \_\_\_\_\_

Estimated Current Value \_\_\_\_\_

**Record of Sale:**

Date Sold \_\_\_\_\_ Price \_\_\_\_\_ Sold To: \_\_\_\_\_

Registration Information: \_\_\_\_\_

\_\_\_\_\_  
DROS # \_\_\_\_\_

**Firearms Record:**

Pistol  Rifle  shotgun  Serial Number \_\_\_\_\_

Make \_\_\_\_\_ Model \_\_\_\_\_

Caliber/Gauge \_\_\_\_\_ Grips/Stock \_\_\_\_\_

Barrel Length \_\_\_\_\_ Overall Length \_\_\_\_\_ Finish \_\_\_\_\_

Scopes & Sights \_\_\_\_\_

Other Features \_\_\_\_\_

Repairs/Mods/Accessories \_\_\_\_\_

**Record of Purchase:**

Purchase Date \_\_\_\_\_ Cost \_\_\_\_\_ Condition \_\_\_\_\_

Estimated Current Value \_\_\_\_\_

**Record of Sale:**

Date Sold \_\_\_\_\_ Price \_\_\_\_\_ Sold To: \_\_\_\_\_

Registration Information: \_\_\_\_\_

\_\_\_\_\_  
DROS # \_\_\_\_\_

**Firearms Record:**

Pistol  Rifle  shotgun  Serial Number \_\_\_\_\_

Make \_\_\_\_\_ Model \_\_\_\_\_

Caliber/Gauge \_\_\_\_\_ Grips/Stock \_\_\_\_\_

Barrel Length \_\_\_\_\_ Overall Length \_\_\_\_\_ Finish \_\_\_\_\_

Scopes & Sights \_\_\_\_\_

Other Features \_\_\_\_\_

Repairs/Mods/Accessories \_\_\_\_\_

**Record of Purchase:**

Purchase Date \_\_\_\_\_ Cost \_\_\_\_\_ Condition \_\_\_\_\_

Estimated Current Value \_\_\_\_\_

**Record of Sale:**

Date Sold \_\_\_\_\_ Price \_\_\_\_\_ Sold To: \_\_\_\_\_

Registration Information: \_\_\_\_\_

\_\_\_\_\_  
DROS # \_\_\_\_\_



**Firearms Record:**

Pistol  Rifle  shotgun  Serial Number \_\_\_\_\_

Make \_\_\_\_\_ Model \_\_\_\_\_

Caliber/Gauge \_\_\_\_\_ Grips/Stock \_\_\_\_\_

Barrel Length \_\_\_\_\_ Overall Length \_\_\_\_\_ Finish \_\_\_\_\_

Scopes & Sights \_\_\_\_\_

Other Features \_\_\_\_\_

Repairs/Mods/Accessories \_\_\_\_\_

**Record of Purchase:**

Purchase Date \_\_\_\_\_ Cost \_\_\_\_\_ Condition \_\_\_\_\_

Estimated Current Value \_\_\_\_\_

**Record of Sale:**

Date Sold \_\_\_\_\_ Price \_\_\_\_\_ Sold To: \_\_\_\_\_

Registration Information: \_\_\_\_\_

\_\_\_\_\_  
DROS # \_\_\_\_\_

**Firearms Record:**

Pistol  Rifle  shotgun  Serial Number \_\_\_\_\_

Make \_\_\_\_\_ Model \_\_\_\_\_

Caliber/Gauge \_\_\_\_\_ Grips/Stock \_\_\_\_\_

Barrel Length \_\_\_\_\_ Overall Length \_\_\_\_\_ Finish \_\_\_\_\_

Scopes & Sights \_\_\_\_\_

Other Features \_\_\_\_\_

Repairs/Mods/Accessories \_\_\_\_\_

**Record of Purchase:**

Purchase Date \_\_\_\_\_ Cost \_\_\_\_\_ Condition \_\_\_\_\_

Estimated Current Value \_\_\_\_\_

**Record of Sale:**

Date Sold \_\_\_\_\_ Price \_\_\_\_\_ Sold To: \_\_\_\_\_

Registration Information: \_\_\_\_\_

\_\_\_\_\_  
DROS # \_\_\_\_\_

**Firearms Record:**

Pistol  Rifle  shotgun  Serial Number \_\_\_\_\_

Make \_\_\_\_\_ Model \_\_\_\_\_

Caliber/Gauge \_\_\_\_\_ Grips/Stock \_\_\_\_\_

Barrel Length \_\_\_\_\_ Overall Length \_\_\_\_\_ Finish \_\_\_\_\_

Scopes & Sights \_\_\_\_\_

Other Features \_\_\_\_\_

Repairs/Mods/Accessories \_\_\_\_\_

**Record of Purchase:**

Purchase Date \_\_\_\_\_ Cost \_\_\_\_\_ Condition \_\_\_\_\_

Estimated Current Value \_\_\_\_\_

**Record of Sale:**

Date Sold \_\_\_\_\_ Price \_\_\_\_\_ Sold To: \_\_\_\_\_

Registration Information: \_\_\_\_\_

\_\_\_\_\_  
DROS # \_\_\_\_\_

**Firearms Record:**

Pistol  Rifle  shotgun  Serial Number \_\_\_\_\_

Make \_\_\_\_\_ Model \_\_\_\_\_

Caliber/Gauge \_\_\_\_\_ Grips/Stock \_\_\_\_\_

Barrel Length \_\_\_\_\_ Overall Length \_\_\_\_\_ Finish \_\_\_\_\_

Scopes & Sights \_\_\_\_\_

Other Features \_\_\_\_\_

Repairs/Mods/Accessories \_\_\_\_\_

**Record of Purchase:**

Purchase Date \_\_\_\_\_ Cost \_\_\_\_\_ Condition \_\_\_\_\_

Estimated Current Value \_\_\_\_\_

**Record of Sale:**

Date Sold \_\_\_\_\_ Price \_\_\_\_\_ Sold To: \_\_\_\_\_

Registration Information: \_\_\_\_\_

\_\_\_\_\_  
DROS # \_\_\_\_\_

**Firearms Record:**

Pistol  Rifle  shotgun  Serial Number \_\_\_\_\_

Make \_\_\_\_\_ Model \_\_\_\_\_

Caliber/Gauge \_\_\_\_\_ Grips/Stock \_\_\_\_\_

Barrel Length \_\_\_\_\_ Overall Length \_\_\_\_\_ Finish \_\_\_\_\_

Scopes & Sights \_\_\_\_\_

Other Features \_\_\_\_\_

Repairs/Mods/Accessories \_\_\_\_\_

**Record of Purchase:**

Purchase Date \_\_\_\_\_ Cost \_\_\_\_\_ Condition \_\_\_\_\_

Estimated Current Value \_\_\_\_\_

**Record of Sale:**

Date Sold \_\_\_\_\_ Price \_\_\_\_\_ Sold To: \_\_\_\_\_

Registration Information: \_\_\_\_\_

\_\_\_\_\_  
DROS # \_\_\_\_\_

**Firearms Record:**

Pistol  Rifle  shotgun  Serial Number \_\_\_\_\_

Make \_\_\_\_\_ Model \_\_\_\_\_

Caliber/Gauge \_\_\_\_\_ Grips/Stock \_\_\_\_\_

Barrel Length \_\_\_\_\_ Overall Length \_\_\_\_\_ Finish \_\_\_\_\_

Scopes & Sights \_\_\_\_\_

Other Features \_\_\_\_\_

Repairs/Mods/Accessories \_\_\_\_\_

**Record of Purchase:**

Purchase Date \_\_\_\_\_ Cost \_\_\_\_\_ Condition \_\_\_\_\_

Estimated Current Value \_\_\_\_\_

**Record of Sale:**

Date Sold \_\_\_\_\_ Price \_\_\_\_\_ Sold To: \_\_\_\_\_

Registration Information: \_\_\_\_\_

\_\_\_\_\_  
DROS # \_\_\_\_\_

**Firearms Record:**

Pistol  Rifle  shotgun  Serial Number \_\_\_\_\_

Make \_\_\_\_\_ Model \_\_\_\_\_

Caliber/Gauge \_\_\_\_\_ Grips/Stock \_\_\_\_\_

Barrel Length \_\_\_\_\_ Overall Length \_\_\_\_\_ Finish \_\_\_\_\_

Scopes & Sights \_\_\_\_\_

Other Features \_\_\_\_\_

Repairs/Mods/Accessories \_\_\_\_\_

**Record of Purchase:**

Purchase Date \_\_\_\_\_ Cost \_\_\_\_\_ Condition \_\_\_\_\_

Estimated Current Value \_\_\_\_\_

**Record of Sale:**

Date Sold \_\_\_\_\_ Price \_\_\_\_\_ Sold To: \_\_\_\_\_

Registration Information: \_\_\_\_\_

\_\_\_\_\_  
DROS # \_\_\_\_\_

**Firearms Record:**

Pistol  Rifle  shotgun  Serial Number \_\_\_\_\_

Make \_\_\_\_\_ Model \_\_\_\_\_

Caliber/Gauge \_\_\_\_\_ Grips/Stock \_\_\_\_\_

Barrel Length \_\_\_\_\_ Overall Length \_\_\_\_\_ Finish \_\_\_\_\_

Scopes & Sights \_\_\_\_\_

Other Features \_\_\_\_\_

Repairs/Mods/Accessories \_\_\_\_\_

**Record of Purchase:**

Purchase Date \_\_\_\_\_ Cost \_\_\_\_\_ Condition \_\_\_\_\_

Estimated Current Value \_\_\_\_\_

**Record of Sale:**

Date Sold \_\_\_\_\_ Price \_\_\_\_\_ Sold To: \_\_\_\_\_

Registration Information: \_\_\_\_\_

\_\_\_\_\_  
DROS # \_\_\_\_\_

**Firearms Record:**

Pistol  Rifle  shotgun  Serial Number \_\_\_\_\_

Make \_\_\_\_\_ Model \_\_\_\_\_

Caliber/Gauge \_\_\_\_\_ Grips/Stock \_\_\_\_\_

Barrel Length \_\_\_\_\_ Overall Length \_\_\_\_\_ Finish \_\_\_\_\_

Scopes & Sights \_\_\_\_\_

Other Features \_\_\_\_\_

Repairs/Mods/Accessories \_\_\_\_\_

**Record of Purchase:**

Purchase Date \_\_\_\_\_ Cost \_\_\_\_\_ Condition \_\_\_\_\_

Estimated Current Value \_\_\_\_\_

**Record of Sale:**

Date Sold \_\_\_\_\_ Price \_\_\_\_\_ Sold To: \_\_\_\_\_

Registration Information: \_\_\_\_\_

\_\_\_\_\_  
DROS # \_\_\_\_\_

**Firearms Record:**

Pistol  Rifle  shotgun  Serial Number \_\_\_\_\_

Make \_\_\_\_\_ Model \_\_\_\_\_

Caliber/Gauge \_\_\_\_\_ Grips/Stock \_\_\_\_\_

Barrel Length \_\_\_\_\_ Overall Length \_\_\_\_\_ Finish \_\_\_\_\_

Scopes & Sights \_\_\_\_\_

Other Features \_\_\_\_\_

Repairs/Mods/Accessories \_\_\_\_\_

**Record of Purchase:**

Purchase Date \_\_\_\_\_ Cost \_\_\_\_\_ Condition \_\_\_\_\_

Estimated Current Value \_\_\_\_\_

**Record of Sale:**

Date Sold \_\_\_\_\_ Price \_\_\_\_\_ Sold To: \_\_\_\_\_

Registration Information: \_\_\_\_\_

\_\_\_\_\_  
DROS # \_\_\_\_\_

**Firearms Record:**

Pistol  Rifle  shotgun  Serial Number \_\_\_\_\_

Make \_\_\_\_\_ Model \_\_\_\_\_

Caliber/Gauge \_\_\_\_\_ Grips/Stock \_\_\_\_\_

Barrel Length \_\_\_\_\_ Overall Length \_\_\_\_\_ Finish \_\_\_\_\_

Scopes & Sights \_\_\_\_\_

Other Features \_\_\_\_\_

Repairs/Mods/Accessories \_\_\_\_\_

**Record of Purchase:**

Purchase Date \_\_\_\_\_ Cost \_\_\_\_\_ Condition \_\_\_\_\_

Estimated Current Value \_\_\_\_\_

**Record of Sale:**

Date Sold \_\_\_\_\_ Price \_\_\_\_\_ Sold To: \_\_\_\_\_

Registration Information: \_\_\_\_\_

\_\_\_\_\_  
DROS # \_\_\_\_\_

**Firearms Record:**

Pistol  Rifle  shotgun  Serial Number \_\_\_\_\_

Make \_\_\_\_\_ Model \_\_\_\_\_

Caliber/Gauge \_\_\_\_\_ Grips/Stock \_\_\_\_\_

Barrel Length \_\_\_\_\_ Overall Length \_\_\_\_\_ Finish \_\_\_\_\_

Scopes & Sights \_\_\_\_\_

Other Features \_\_\_\_\_

Repairs/Mods/Accessories \_\_\_\_\_

**Record of Purchase:**

Purchase Date \_\_\_\_\_ Cost \_\_\_\_\_ Condition \_\_\_\_\_

Estimated Current Value \_\_\_\_\_

**Record of Sale:**

Date Sold \_\_\_\_\_ Price \_\_\_\_\_ Sold To: \_\_\_\_\_

Registration Information: \_\_\_\_\_

\_\_\_\_\_  
DROS # \_\_\_\_\_

**Firearms Record:**

Pistol  Rifle  shotgun  Serial Number \_\_\_\_\_

Make \_\_\_\_\_ Model \_\_\_\_\_

Caliber/Gauge \_\_\_\_\_ Grips/Stock \_\_\_\_\_

Barrel Length \_\_\_\_\_ Overall Length \_\_\_\_\_ Finish \_\_\_\_\_

Scopes & Sights \_\_\_\_\_

Other Features \_\_\_\_\_

Repairs/Mods/Accessories \_\_\_\_\_

**Record of Purchase:**

Purchase Date \_\_\_\_\_ Cost \_\_\_\_\_ Condition \_\_\_\_\_

Estimated Current Value \_\_\_\_\_

**Record of Sale:**

Date Sold \_\_\_\_\_ Price \_\_\_\_\_ Sold To: \_\_\_\_\_

Registration Information: \_\_\_\_\_

\_\_\_\_\_  
DROS # \_\_\_\_\_

**Firearms Record:**

Pistol  Rifle  shotgun  Serial Number \_\_\_\_\_

Make \_\_\_\_\_ Model \_\_\_\_\_

Caliber/Gauge \_\_\_\_\_ Grips/Stock \_\_\_\_\_

Barrel Length \_\_\_\_\_ Overall Length \_\_\_\_\_ Finish \_\_\_\_\_

Scopes & Sights \_\_\_\_\_

Other Features \_\_\_\_\_

Repairs/Mods/Accessories \_\_\_\_\_

**Record of Purchase:**

Purchase Date \_\_\_\_\_ Cost \_\_\_\_\_ Condition \_\_\_\_\_

Estimated Current Value \_\_\_\_\_

**Record of Sale:**

Date Sold \_\_\_\_\_ Price \_\_\_\_\_ Sold To: \_\_\_\_\_

Registration Information: \_\_\_\_\_

\_\_\_\_\_  
DROS # \_\_\_\_\_

**Firearms Record:**

Pistol  Rifle  shotgun  Serial Number \_\_\_\_\_

Make \_\_\_\_\_ Model \_\_\_\_\_

Caliber/Gauge \_\_\_\_\_ Grips/Stock \_\_\_\_\_

Barrel Length \_\_\_\_\_ Overall Length \_\_\_\_\_ Finish \_\_\_\_\_

Scopes & Sights \_\_\_\_\_

Other Features \_\_\_\_\_

Repairs/Mods/Accessories \_\_\_\_\_

**Record of Purchase:**

Purchase Date \_\_\_\_\_ Cost \_\_\_\_\_ Condition \_\_\_\_\_

Estimated Current Value \_\_\_\_\_

**Record of Sale:**

Date Sold \_\_\_\_\_ Price \_\_\_\_\_ Sold To: \_\_\_\_\_

Registration Information: \_\_\_\_\_

\_\_\_\_\_  
DROS # \_\_\_\_\_

**Firearms Record:**

Pistol  Rifle  shotgun  Serial Number \_\_\_\_\_

Make \_\_\_\_\_ Model \_\_\_\_\_

Caliber/Gauge \_\_\_\_\_ Grips/Stock \_\_\_\_\_

Barrel Length \_\_\_\_\_ Overall Length \_\_\_\_\_ Finish \_\_\_\_\_

Scopes & Sights \_\_\_\_\_

Other Features \_\_\_\_\_

Repairs/Mods/Accessories \_\_\_\_\_

**Record of Purchase:**

Purchase Date \_\_\_\_\_ Cost \_\_\_\_\_ Condition \_\_\_\_\_

Estimated Current Value \_\_\_\_\_

**Record of Sale:**

Date Sold \_\_\_\_\_ Price \_\_\_\_\_ Sold To: \_\_\_\_\_

Registration Information: \_\_\_\_\_

\_\_\_\_\_  
DROS # \_\_\_\_\_



**Firearms Record:**

Pistol  Rifle  shotgun  Serial Number \_\_\_\_\_

Make \_\_\_\_\_ Model \_\_\_\_\_

Caliber/Gauge \_\_\_\_\_ Grips/Stock \_\_\_\_\_

Barrel Length \_\_\_\_\_ Overall Length \_\_\_\_\_ Finish \_\_\_\_\_

Scopes & Sights \_\_\_\_\_

Other Features \_\_\_\_\_

Repairs/Mods/Accessories \_\_\_\_\_

**Record of Purchase:**

Purchase Date \_\_\_\_\_ Cost \_\_\_\_\_ Condition \_\_\_\_\_

Estimated Current Value \_\_\_\_\_

**Record of Sale:**

Date Sold \_\_\_\_\_ Price \_\_\_\_\_ Sold To: \_\_\_\_\_

Registration Information: \_\_\_\_\_

\_\_\_\_\_  
DROS # \_\_\_\_\_

**Firearms Record:**

Pistol  Rifle  shotgun  Serial Number \_\_\_\_\_

Make \_\_\_\_\_ Model \_\_\_\_\_

Caliber/Gauge \_\_\_\_\_ Grips/Stock \_\_\_\_\_

Barrel Length \_\_\_\_\_ Overall Length \_\_\_\_\_ Finish \_\_\_\_\_

Scopes & Sights \_\_\_\_\_

Other Features \_\_\_\_\_

Repairs/Mods/Accessories \_\_\_\_\_

**Record of Purchase:**

Purchase Date \_\_\_\_\_ Cost \_\_\_\_\_ Condition \_\_\_\_\_

Estimated Current Value \_\_\_\_\_

**Record of Sale:**

Date Sold \_\_\_\_\_ Price \_\_\_\_\_ Sold To: \_\_\_\_\_

Registration Information: \_\_\_\_\_

\_\_\_\_\_  
DROS # \_\_\_\_\_

**Firearms Record:**

Pistol  Rifle  shotgun  Serial Number \_\_\_\_\_

Make \_\_\_\_\_ Model \_\_\_\_\_

Caliber/Gauge \_\_\_\_\_ Grips/Stock \_\_\_\_\_

Barrel Length \_\_\_\_\_ Overall Length \_\_\_\_\_ Finish \_\_\_\_\_

Scopes & Sights \_\_\_\_\_

Other Features \_\_\_\_\_

Repairs/Mods/Accessories \_\_\_\_\_

**Record of Purchase:**

Purchase Date \_\_\_\_\_ Cost \_\_\_\_\_ Condition \_\_\_\_\_

Estimated Current Value \_\_\_\_\_

**Record of Sale:**

Date Sold \_\_\_\_\_ Price \_\_\_\_\_ Sold To: \_\_\_\_\_

Registration Information: \_\_\_\_\_

\_\_\_\_\_  
DROS # \_\_\_\_\_

**Firearms Record:**

Pistol  Rifle  shotgun  Serial Number \_\_\_\_\_

Make \_\_\_\_\_ Model \_\_\_\_\_

Caliber/Gauge \_\_\_\_\_ Grips/Stock \_\_\_\_\_

Barrel Length \_\_\_\_\_ Overall Length \_\_\_\_\_ Finish \_\_\_\_\_

Scopes & Sights \_\_\_\_\_

Other Features \_\_\_\_\_

Repairs/Mods/Accessories \_\_\_\_\_

**Record of Purchase:**

Purchase Date \_\_\_\_\_ Cost \_\_\_\_\_ Condition \_\_\_\_\_

Estimated Current Value \_\_\_\_\_

**Record of Sale:**

Date Sold \_\_\_\_\_ Price \_\_\_\_\_ Sold To: \_\_\_\_\_

Registration Information: \_\_\_\_\_

\_\_\_\_\_  
DROS # \_\_\_\_\_

**Firearms Record:**

Pistol  Rifle  shotgun  Serial Number \_\_\_\_\_

Make \_\_\_\_\_ Model \_\_\_\_\_

Caliber/Gauge \_\_\_\_\_ Grips/Stock \_\_\_\_\_

Barrel Length \_\_\_\_\_ Overall Length \_\_\_\_\_ Finish \_\_\_\_\_

Scopes & Sights \_\_\_\_\_

Other Features \_\_\_\_\_

Repairs/Mods/Accessories \_\_\_\_\_

**Record of Purchase:**

Purchase Date \_\_\_\_\_ Cost \_\_\_\_\_ Condition \_\_\_\_\_

Estimated Current Value \_\_\_\_\_

**Record of Sale:**

Date Sold \_\_\_\_\_ Price \_\_\_\_\_ Sold To: \_\_\_\_\_

Registration Information: \_\_\_\_\_

\_\_\_\_\_  
DROS # \_\_\_\_\_

**Firearms Record:**

Pistol  Rifle  shotgun  Serial Number \_\_\_\_\_

Make \_\_\_\_\_ Model \_\_\_\_\_

Caliber/Gauge \_\_\_\_\_ Grips/Stock \_\_\_\_\_

Barrel Length \_\_\_\_\_ Overall Length \_\_\_\_\_ Finish \_\_\_\_\_

Scopes & Sights \_\_\_\_\_

Other Features \_\_\_\_\_

Repairs/Mods/Accessories \_\_\_\_\_

**Record of Purchase:**

Purchase Date \_\_\_\_\_ Cost \_\_\_\_\_ Condition \_\_\_\_\_

Estimated Current Value \_\_\_\_\_

**Record of Sale:**

Date Sold \_\_\_\_\_ Price \_\_\_\_\_ Sold To: \_\_\_\_\_

Registration Information: \_\_\_\_\_

\_\_\_\_\_  
DROS # \_\_\_\_\_

**Firearms Record:**

Pistol  Rifle  shotgun  Serial Number \_\_\_\_\_

Make \_\_\_\_\_ Model \_\_\_\_\_

Caliber/Gauge \_\_\_\_\_ Grips/Stock \_\_\_\_\_

Barrel Length \_\_\_\_\_ Overall Length \_\_\_\_\_ Finish \_\_\_\_\_

Scopes & Sights \_\_\_\_\_

Other Features \_\_\_\_\_

Repairs/Mods/Accessories \_\_\_\_\_

**Record of Purchase:**

Purchase Date \_\_\_\_\_ Cost \_\_\_\_\_ Condition \_\_\_\_\_

Estimated Current Value \_\_\_\_\_

**Record of Sale:**

Date Sold \_\_\_\_\_ Price \_\_\_\_\_ Sold To: \_\_\_\_\_

Registration Information: \_\_\_\_\_

\_\_\_\_\_  
DROS # \_\_\_\_\_

**Firearms Record:**

Pistol  Rifle  shotgun  Serial Number \_\_\_\_\_

Make \_\_\_\_\_ Model \_\_\_\_\_

Caliber/Gauge \_\_\_\_\_ Grips/Stock \_\_\_\_\_

Barrel Length \_\_\_\_\_ Overall Length \_\_\_\_\_ Finish \_\_\_\_\_

Scopes & Sights \_\_\_\_\_

Other Features \_\_\_\_\_

Repairs/Mods/Accessories \_\_\_\_\_

**Record of Purchase:**

Purchase Date \_\_\_\_\_ Cost \_\_\_\_\_ Condition \_\_\_\_\_

Estimated Current Value \_\_\_\_\_

**Record of Sale:**

Date Sold \_\_\_\_\_ Price \_\_\_\_\_ Sold To: \_\_\_\_\_

Registration Information: \_\_\_\_\_

\_\_\_\_\_  
DROS # \_\_\_\_\_

**Firearms Record:**

Pistol  Rifle  shotgun  Serial Number \_\_\_\_\_

Make \_\_\_\_\_ Model \_\_\_\_\_

Caliber/Gauge \_\_\_\_\_ Grips/Stock \_\_\_\_\_

Barrel Length \_\_\_\_\_ Overall Length \_\_\_\_\_ Finish \_\_\_\_\_

Scopes & Sights \_\_\_\_\_

Other Features \_\_\_\_\_

Repairs/Mods/Accessories \_\_\_\_\_

**Record of Purchase:**

Purchase Date \_\_\_\_\_ Cost \_\_\_\_\_ Condition \_\_\_\_\_

Estimated Current Value \_\_\_\_\_

**Record of Sale:**

Date Sold \_\_\_\_\_ Price \_\_\_\_\_ Sold To: \_\_\_\_\_

Registration Information: \_\_\_\_\_

\_\_\_\_\_  
DROS # \_\_\_\_\_

**Firearms Record:**

Pistol  Rifle  shotgun  Serial Number \_\_\_\_\_

Make \_\_\_\_\_ Model \_\_\_\_\_

Caliber/Gauge \_\_\_\_\_ Grips/Stock \_\_\_\_\_

Barrel Length \_\_\_\_\_ Overall Length \_\_\_\_\_ Finish \_\_\_\_\_

Scopes & Sights \_\_\_\_\_

Other Features \_\_\_\_\_

Repairs/Mods/Accessories \_\_\_\_\_

**Record of Purchase:**

Purchase Date \_\_\_\_\_ Cost \_\_\_\_\_ Condition \_\_\_\_\_

Estimated Current Value \_\_\_\_\_

**Record of Sale:**

Date Sold \_\_\_\_\_ Price \_\_\_\_\_ Sold To: \_\_\_\_\_

Registration Information: \_\_\_\_\_

\_\_\_\_\_  
DROS # \_\_\_\_\_

# CANNON SAFE ACCESSORIES

## D) Wall Safe - \$199.00



The Cannon Wall Safe is the safest and practical answer for concealing important valuables or documents. This unit features a high-security combination lock, thick-

plate steel door and built-in shelving, and is painted in a durable matte finish. Keep your valuables close by and private!



## E) Door-Panel Pistol Kit - \$86.00

Accommodates multiple handguns.



## F) Electric Dehumidifier - \$82.00

Provides rust protection.



Plus S&H



## A-1) Mini Standard - \$139.95

## A-2) Mini Deluxe - \$159.95

- Outer dimensions: 12"L x 8.1"W x 4.9"H tapering to 3"H
- Inner Dimensions: 11"L x 3.6"W x 2.8"H
- Power Supply: 8AA alkaline batteries. (not included) One-year battery life under normal operating conditions.

CALIFORNIA  
DEPARTMENT OF JUSTICE

**APPROVED**

## B-1) Multi Standard - \$169.95

## B-2) Multi Deluxe - 189.95

- Outer dimensions: 14"L x 10.1"W x 7.9"H tapering to 6.3"
- Inner Dimensions: 12.9"L x 9.5"W x 6.1"H
- Power Supply: 8AA alkaline batteries. (not included) One-year battery life under normal operating conditions.



